


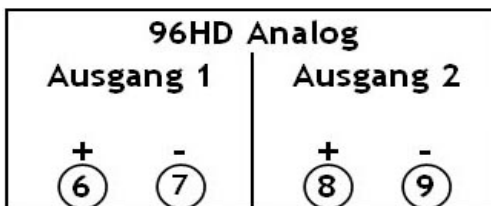
Anschluss Zusatzmodule

Anordnung

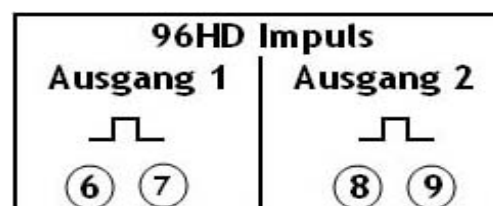
Bezeichnung Désignation	Anzahl Nom.	Steckplatzposition Emplacement			
		A	B	C	D
96HD Analog	2			•	•
96HD Impuls	2	•	•	•	•
96HD Alarm	2	•	•	•	•
96HD RS485 Modbus	1	•			
96HD RS232 Modbus	1	•			
96HD Neutraleiter	1			•	
96HD Profibus DP	1	•			
96HD LON	1	•			
96HD M-Bus	1	•			
96HD Memory	1	•			
96HD I/O-Modul	2			•	•
96HD I/O-Modul DC	2			•	•
96-HD BACnet	1	•			



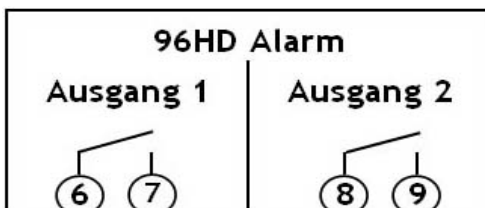
96 HD Analog S1000/228



96 HD Impuls S1000/274



96 HD Alarm S1000/275



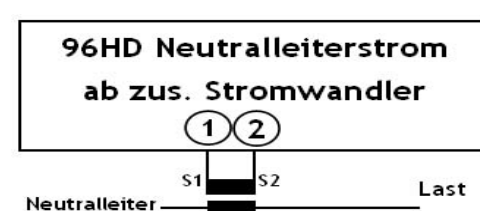
96 HD RS 485 Modbus / BACnet S1000/273



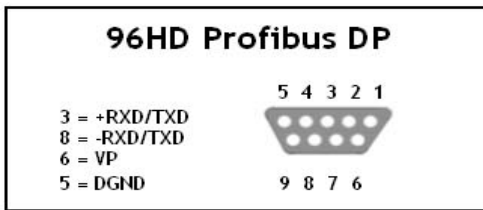
96 HD RS232 Modbus S1000/276



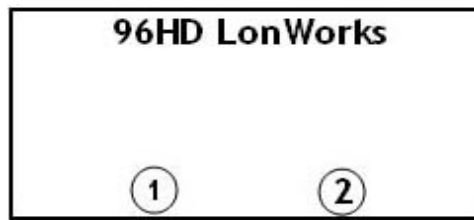
96HD Neutraleiter S1000/291



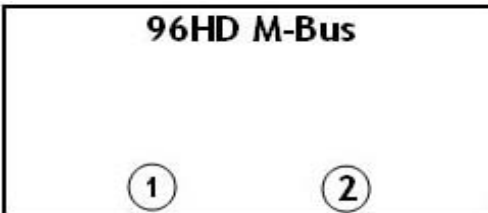
96HD Profibus DP S1000/289



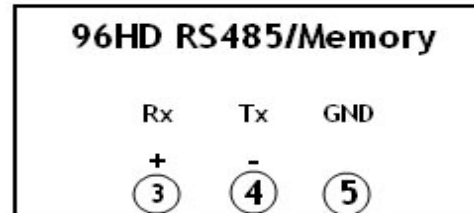
96HD LON S1000/296



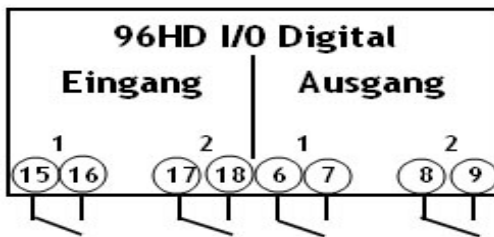
96HD M-Bus S1000/320



96HD Memory S1000/273



96HD I/O Modul S1000/312



96HD I/O Modul DC S1000/313

